

Axiom All Equity Portfolio

Fund category

Global Equity

Investment objective

Axiom All Equity Portfolio seeks to achieve long-term capital growth by investing in a diversified mix of equity mutual funds for higher growth potential. The Underlying Funds may include some sector equity exposure, and the overall fund objective can be considered aggressive.

Why invest?

Axiom portfolios provide a diversified investment solution with the wisdom of proven portfolio managers from around the globe.

Volatility & risk analysis



Fund details - Class A

Fund code	ATL782
Inception date	Mar 15, 2005
Management expense ratio	2.42%
Rebalancing frequency	Dynamically
Rebalancing threshold	+/- 2.5%
Min. investment	\$500
Load structure	Front End Charge

Fund details - Class F

Fund code	ATL796
Inception date	Nov 25, 2005
Management expense ratio	1.29%
Min. investment	\$500
Load structure	No Sales or Redem

Closed to all purchases - Elite

Fund code	ATL947
Management expense ratio	2.06%
Load structure	Front End Charge

Closed to all purchases - Sel

Fund code	
Management expense ratio	
Load structure	

Total assets (\$Mil) 13.1

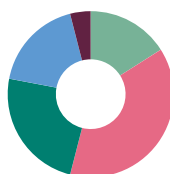
Performance as at March 31, 2024

Annual return (%)	2014	2015	2016	2017	2018	2019	2020	2021	2022	2023	YTD
Class A	8.8	9.2	3.5	16.5	-6.1	18.5	13.1	13.0	-15.0	12.6	8.2
Class F	10.3	10.8	4.9	17.8	-4.9	19.9	14.4	14.3	-14.0	13.9	8.6

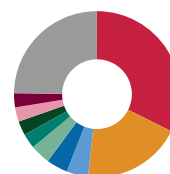
Trailing return (%)	1 mth	3 mths	6 mths	1 yr	2 yrs	3 yrs	5 yrs	10 yrs	SI
Class A	2.5	8.2	15.8	16.0	5.3	4.3	7.3	7.3	5.2
Class F	2.6	8.6	16.4	17.4	6.5	5.5	8.6	8.7	6.5

Dist. \$	Mar	Feb	Jan	Dec	Nov	Oct	Sep	Aug	Jul	Jun	May	Apr
Class A	-	-	-	-	-	-	-	-	-	-	-	-
Class F	-	-	-	-	-	-	-	-	-	-	-	-

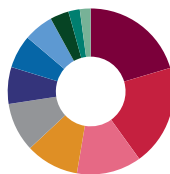
Portfolio analysis as at March 31, 2024



Target asset allocations*	(%)
Canadian Equity	16.00
US Equity	38.00
International Equity	24.00
Emerging Markets Equity	18.00
Canadian Monthly Income	4.00



Geographic allocation*	(%)
United States	32.39
Canada	19.35
Japan	4.21
United Kingdom	4.15
China	3.90
France	2.87
Taiwan	2.80
South Korea	2.79
India	2.75
Other	24.80



Sector allocation	(%)
Information Technology	20.41
Financials	19.66
Industrials	12.61
Consumer Discretionary	10.37
Health Care	9.53
Energy	7.18
Communication Services	6.48
Materials	5.77
Consumer Staples	3.65
Utilities	2.23
Real Estate	2.11

Axiom All Equity Portfolio

Investment managers

CIBC Asset Management Inc.

Top underlying pools	(%)
CIBC U.S. Equity Private Pool	37.75
CIBC International Equity Private Pool	23.99
CIBC Emerging Markets Equity Private Pool	17.99
CIBC Canadian Equity Private Pool	16.16
CIBC Equity Income Private Pool	4.04

Top holdings	(%)
Cash & Equivalents	6.76
Microsoft Corp. Com	2.76
Amazon.com Inc. Com	2.01
Alphabet Inc. Cl A	1.81
Taiwan Semiconductor Manufacturing Co. Ltd. Shs	1.70
NVIDIA Corp. Com	1.58
Apple Inc. Com	1.34
Royal Bank of Canada Com	1.17
Samsung Electronics Co. Ltd. Samsungelectronics	0.97
UnitedHealth Group Inc. Com	0.91

More holdings details	Total
Number of Portfolio Holdings	5

For more information, please contact your CIBC Asset Management representative or visit renaissanceinvestments.ca

Axiom All Equity Portfolio

* Due to rounding, amounts presented herein may not add up precisely to the total.

This document is provided for informational purposes only and is not intended to provide financial, investment, tax, legal or accounting advice, and should not be relied upon in that regard or be considered predictive of any future market performance. Any information or discussion about the current characteristics of this fund or how the portfolio manager is managing the fund that is supplementary to information in the prospectus is not a discussion about material investment objectives or strategies, but solely a discussion of the current characteristics or manner of fulfilling the investment objectives and strategies, and is subject to change without notice. You should not act or rely on the information without seeking the advice of a professional. Commissions, trailing commissions, management fees, and expenses all may be associated with mutual fund investments.

Please read the Axiom Portfolios simplified prospectus before investing. Mutual funds are not guaranteed, their values change frequently, and past performance may not be repeated. ®Axiom, Axiom Portfolios and Renaissance Investments are registered trademarks of CIBC Asset Management Inc. Renaissance Investments is offered by CIBC Asset Management Inc.

The material and/or its contents may not be reproduced without the express written consent of CIBC Asset Management Inc.

©2022 Data Front. All Rights Reserved. The information contained herein: (1) is proprietary to Data Front and/or its content providers; (2) may not be copied or distributed; and (3) is not warranted to be accurate, complete or timely. Neither Data Front nor its content providers are responsible for any damages or losses arising from any use of this information. Past performance is no guarantee of future results. Axiom Portfolios are offered by CIBC Asset Management Inc.

™Axiom and Axiom Portfolios are registered trademarks of CIBC Asset Management Inc.