

Axiom Canadian Growth Portfolio

Fund category

Canadian Equity Balanced

Investment objective

Axiom Canadian Growth Portfolio seeks to achieve long-term capital growth by investing primarily in a focused portfolio of Canadian equity mutual funds for higher growth potential, with some exposure to Canadian fixed income securities for diversification.

Why invest?

Axiom portfolios provide a diversified investment solution with the wisdom of proven portfolio managers from around the globe.

Volatility & risk analysis



Fund details - Class A

| | |
|--------------------------|------------------|
| Fund code | ATL989 |
| Inception date | Mar 15, 2005 |
| Management expense ratio | 2.21% |
| Rebalancing frequency | Dynamically |
| Rebalancing threshold | +/- 2.5% |
| Min. investment | \$500 |
| Load structure | Front End Charge |

Fund details - Class F

| | |
|--------------------------|-------------------|
| Fund code | ATL790 |
| Inception date | Dec 22, 2005 |
| Management expense ratio | 1.06% |
| Min. investment | \$500 |
| Load structure | No Sales or Redem |

Total assets (\$Mil) 9.2

Performance as at January 31, 2025

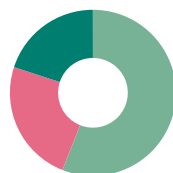
| Annual return (%) | 2015 | 2016 | 2017 | 2018 | 2019 | 2020 | 2021 | 2022 | 2023 | 2024 | YTD |
|-------------------|------|------|------|------|------|------|------|------|------|------|-----|
| Class A | -5.7 | 12.3 | 6.4 | -9.8 | 17.3 | 5.1 | 15.6 | -7.0 | 6.7 | 15.2 | 2.3 |
| Class F | -4.3 | 13.8 | 7.6 | -8.8 | 18.6 | 6.3 | 16.9 | -5.9 | 7.9 | 16.6 | 2.4 |

| Trailing return (%) | 1 mth | 3 mths | 6 mths | 1 yr | 2 yrs | 3 yrs | 5 yrs | 10 yrs | SI |
|---------------------|-------|--------|--------|------|-------|-------|-------|--------|-----|
| Class A | 2.3 | 4.3 | 8.4 | 17.4 | 9.4 | 5.5 | 6.9 | 5.4 | 4.9 |
| Class F | 2.4 | 4.6 | 9.1 | 18.8 | 10.7 | 6.7 | 8.1 | 6.7 | 5.9 |

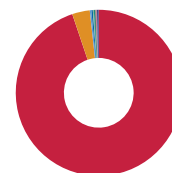
| Dist. \$ | Jan | Dec | Nov | Oct | Sep | Aug | Jul | Jun | May | Apr | Mar | Feb |
|----------|-----|--------|-----|-----|-----|-----|-----|-----|-----|-----|-----|-----|
| Class A | - | 1.3650 | - | - | - | - | - | - | - | - | - | - |
| Class F | - | 1.7427 | - | - | - | - | - | - | - | - | - | - |

Portfolio analysis as at January 31, 2025

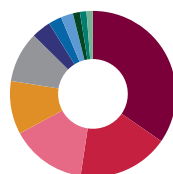
* Due to rounding, amounts presented herein may not add up precisely to the total.



| Target asset allocations | (%) |
|--------------------------|-------|
| Canadian Equity | 56.00 |
| Canadian Monthly Income | 24.00 |
| Canadian Fixed Income | 20.00 |



| Geographic allocation* | (%) |
|------------------------|-------|
| Canada | 94.84 |
| United States | 3.43 |
| France | 0.30 |
| Bermuda | 0.28 |
| Netherlands | 0.20 |
| United Kingdom | 0.20 |
| Australia | 0.13 |
| Ireland | 0.11 |
| Germany | 0.09 |
| Chile | 0.07 |
| Other | 0.33 |



| Sector allocation | (%) |
|------------------------|-------|
| Financials | 34.65 |
| Energy | 17.75 |
| Industrials | 14.72 |
| Materials | 10.37 |
| Information Technology | 9.89 |
| Utilities | 3.77 |
| Consumer Staples | 2.57 |
| Consumer Discretionary | 2.38 |
| Health Care | 1.37 |
| Real Estate | 1.28 |
| Communication Services | 1.24 |

Axiom Canadian Growth Portfolio

Investment managers

CIBC Asset Management Inc.

AllianceBernstein Canada Inc.

Barrantagh Investment Management Inc.

Canso Investment Counsel Ltd.

Connor, Clark & Lunn Investment Management Ltd.

Guardian Capital LP

Top underlying pools (%)

| | |
|---|-------|
| CIBC Canadian Equity Private Pool | 56.12 |
| CIBC Equity Income Private Pool | 23.90 |
| CIBC Canadian Fixed Income Private Pool | 19.51 |

Top holdings (%)

| | |
|--|------|
| Royal Bank of Canada Com | 5.90 |
| Shopify Inc. Cl A | 3.38 |
| Enbridge Inc. Com | 3.11 |
| Canadian Imperial Bank of Commerce Com | 3.04 |
| Cash & Equivalents | 2.97 |
| Agnico-Eagle Mines Ltd. Com | 2.80 |
| Toronto-Dominion Bank Com New | 2.60 |
| Constellation Software Inc. Com | 2.57 |
| Brookfield Corporation Vtg Shs Cl A | 2.25 |
| Bank of Nova Scotia (The) Com | 1.89 |

More holdings details Total

| | |
|------------------------------|---|
| Number of Portfolio Holdings | 3 |
|------------------------------|---|

For more information, please contact your CIBC Asset Management representative or visit renaissanceinvestments.ca

Axiom Canadian Growth Portfolio

This document is provided for informational purposes only and is not intended to provide financial, investment, tax, legal or accounting advice, and should not be relied upon in that regard or be considered predictive of any future market performance. Any information or discussion about the current characteristics of this fund or how the portfolio manager is managing the fund that is supplementary to information in the prospectus is not a discussion about material investment objectives or strategies, but solely a discussion of the current characteristics or manner of fulfilling the investment objectives and strategies, and is subject to change without notice. You should not act or rely on the information without seeking the advice of a professional. Commissions, trailing commissions, management fees, and expenses all may be associated with mutual fund investments.

Please read the Axiom Portfolios simplified prospectus before investing. Mutual funds are not guaranteed, their values change frequently, and past performance may not be repeated. ©Axiom, Axiom Portfolios and Renaissance Investments are registered trademarks of CIBC Asset Management Inc. Renaissance Investments is offered by CIBC Asset Management Inc.

The material and/or its contents may not be reproduced without the express written consent of CIBC Asset Management Inc.

©2025 Data Front. All Rights Reserved. The information contained herein: (1) is proprietary to Data Front and/or its content providers; (2) may not be copied or distributed; and (3) is not warranted to be accurate, complete or timely. Neither Data Front nor its content providers are responsible for any damages or losses arising from any use of this information. Past performance is no guarantee of future results. Axiom Portfolios are offered by CIBC Asset Management Inc.

™Axiom and Axiom Portfolios are registered trademarks of CIBC Asset Management Inc.