



## CIBC Core Plus Fixed Income Pool

### Fund category

Global Fixed Income

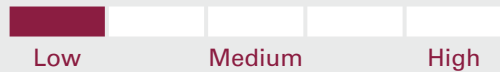
### Investment objective

CIBC Core Plus Fixed Income Pool (referred to as the **Pool**) will focus on generating regular income and modest long-term capital appreciation by investing primarily in units of other mutual funds (its *Underlying Funds*) that invest in fixed income securities.

### Why invest?

Access to advanced bond strategies through a simple, all-in-one solution.

### Volatility & risk analysis



### Fund details - Series A

Fund code	ATL5026
Inception date	Oct 28, 2019
Management expense ratio	0.94%
Min. investment	\$500
Load structure	No Sales or Redem
Total assets \$mil	554.7

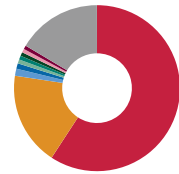
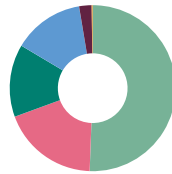
### Performance as at March 31, 2024

Annual return (%)	2014	2015	2016	2017	2018	2019	2020	2021	2022	2023	YTD
Series A	-	-	-	-	-	-	5.5	-1.3	-9.2	6.6	0.1
Series F	-	-	-	-	-	-	6.0	-0.9	-8.8	7.1	0.2

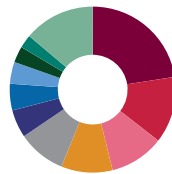
Trailing return (%)	1 mth	3 mths	6 mths	1 yr	2 yrs	3 yrs	5 yrs	10 yrs	SI
Series A	0.5	0.1	5.7	3.9	1.2	-0.6	-	-	0.3
Series F	0.5	0.2	5.9	4.4	1.7	-0.2	-	-	0.7

Dist. \$	Mar	Feb	Jan	Dec	Nov	Oct	Sep	Aug	Jul	Jun	May	Apr
Series A	0.0340	0.0230	0.0244	0.0308	0.0236	0.0229	0.0265	0.0213	0.0186	0.0260	0.0169	0.0189
Series F	0.0372	0.0264	0.0295	0.0326	0.0271	0.0263	0.0297	0.0250	0.0216	0.0296	0.0207	0.0222

### Portfolio analysis as at March 31, 2024



Asset allocation*	(%)	Geographic allocation*	(%)
Canadian Bonds	50.93	Canada	59.23
Cash and Equivalents	18.95	United States	18.18
U.S. Bonds	14.22	Mexico	1.37
Global Bonds	13.91	United Kingdom	1.06
Global Bonds	2.46	Brazil	0.79
U.S. Bonds	0.19	China	0.76
		Indonesia	0.73
		South Africa	0.72
		Colombia	0.71
		Other	16.45



Fixed income breakdown	(%)
Canadian Investment Grade Bonds	22.54
Canadian Provincial Bonds	12.99
Canadian Government Bonds	10.61
International Government Bonds	10.01
Canadian Corporate Bonds	9.38
U.S. High Yield Bonds	5.46
U.S. Investment Grade Bonds	5.18
Bank Loans	4.25
International Investment Grade Bonds	3.16
U.S. Government Bonds	2.61
Other	13.83



## CIBC Core Plus Fixed Income Pool

### Investment managers

<b>Top underlying funds</b>	<b>(%)</b>
CIBC Canadian Fixed Income Private Pool	18.08
CIBC Active Investment Grade Corporate Bond ETF	14.10
CIBC Canadian Bond Fund	12.98
CIBC Short-Term Income Fund	10.99
CIBC Emerging Markets Local Currency Bond Fund	8.04
CIBC Active Investment Grade Floating Rate Bond ETF	5.57
CIBC Global Bond Private Pool	5.03
CIBC Floating Rate Income Fund	4.90
CIBC High-Yield Bond Fund	4.52
iShares J.P. Morgan EM Corporate Bond ETF	3.10

<b>Top holdings</b>	<b>(%)</b>
Cash & Equivalents	18.95
Gov. of Canada, 3.25%, 9/1/2028	0.68
Gov. of Canada, 3.5%, 3/1/2028	0.64
Canada Housing Trust No.1, 2.35%, 6/15/2027	0.54
Wells Fargo & Co., 2.57%, 5/1/2026	0.53
Province of Ontario, 2.9%, 12/2/2046	0.51
Gov. of Canada, 1.75%, 12/1/2053	0.49
Canada Housing Trust No.1, 3.6%, 12/15/2027	0.46
AT&T Inc., 4%, 11/25/2025	0.43
Province of Ontario, 3.45%, 6/2/2045	0.43

<b>More holdings details</b>	<b>Total</b>
Number of Portfolio Holdings	15

For more information, please contact your advisor or visit [cibc.com](https://www.cibc.com)



## CIBC Core Plus Fixed Income Pool

\* Due to rounding, amounts presented herein may not add up precisely to the total.

This information is provided for informational purposes only and is not intended to provide specific financial, investment, tax, legal, or accounting advice for you, and should not be relied upon in that regard or be considered predictive of any future market performance. Any information or discussion about the current characteristics of this fund or how the portfolio manager is managing the fund that is supplementary to information in the prospectus is not a discussion about material investment objectives or strategies, but solely a discussion of the current characteristics or manner of fulfilling the investment objectives and strategies, and is subject to change without notice. You should not act or rely on the information without seeking the advice of a professional.

Commissions, trailing commissions, management fees, and expenses all may be associated with mutual fund investments. Please read the CIBC Mutual Funds and CIBC Family of Managed Portfolios Simplified Prospectus before investing. Mutual funds are not guaranteed, their values change frequently, and past performance may not be repeated. CIBC Mutual Funds are managed by CIBC. The CIBC logo is a registered trademark of Canadian Imperial Bank of Commerce.

©2022 Data Front. All Rights Reserved. The information contained herein: (1) is proprietary to Data Front and/or its content providers; (2) may not be copied or distributed; and (3) is not warranted to be accurate, complete or timely. Neither Data Front nor its content providers are responsible for any damages or losses arising from any use of this information. Past performance is no guarantee of future results.

CIBC Mutual Funds are managed by CIBC. The CIBC logo is a registered trademark of Canadian Imperial Bank of Commerce.