



CIBC Core Fixed Income Pool

Fund category

Canadian Fixed Income

Investment objective

CIBC Core Fixed Income Pool (referred to as the **Pool**) will focus on generating regular income with the potential for modest long-term capital appreciation, by investing primarily in units of other mutual funds (its **Underlying Funds**) that invest in fixed income securities.

Why invest?

Access to advanced bond strategies through a simple, all-in-one solution.

Volatility & risk analysis



Fund details - Series A

Fund code	ATL5022
Inception date	Oct 28, 2019
Management expense ratio	0.95%
Min. investment	\$500
Load structure	No Sales or Redem

Fund details - Series F

Fund code	ATL5023
Inception date	Oct 28, 2019
Management expense ratio	0.45%
Min. investment	\$500
Load structure	No Sales or Redem
Total assets \$mil	627.2

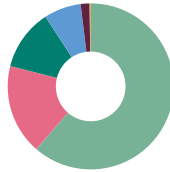
Performance as at April 30, 2024

Annual return (%)	2014	2015	2016	2017	2018	2019	2020	2021	2022	2023	YTD
Series A	-	-	-	-	-	-	5.5	-1.6	-8.6	6.4	-0.9
Series F	-	-	-	-	-	-	6.0	-1.1	-8.2	6.9	-0.7

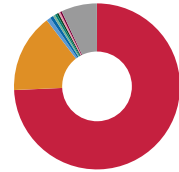
Trailing return (%)	1 mth	3 mths	6 mths	1 yr	2 yrs	3 yrs	5 yrs	10 yrs	SI
Series A	-1.0	-0.4	4.3	2.1	2.0	-1.0	-	-	0.1
Series F	-0.9	-0.3	4.5	2.6	2.5	-0.5	-	-	0.5

Dist. \$	Apr	Mar	Feb	Jan	Dec	Nov	Oct	Sep	Aug	Jul	Jun	May
Series A	0.0234	0.0285	0.0230	0.0245	0.0291	0.0225	0.0225	0.0255	0.0212	0.0189	0.0247	0.0177
Series F	0.0272	0.0318	0.0265	0.0300	0.0314	0.0263	0.0262	0.0290	0.0248	0.0224	0.0287	0.0216

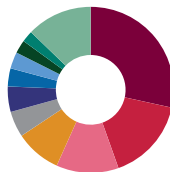
Portfolio analysis as at April 30, 2024



Asset allocation*	(%)
Canadian Bonds	61.85
Cash and Equivalents	17.71
U.S. Bonds	12.01
Global Bonds	7.26
Canadian Equity	1.76
U.S. Equity	0.21



Geographic allocation*	(%)
Canada	74.31
United States	15.36
United Kingdom	0.80
Mexico	0.65
France	0.43
Cayman Islands	0.39
China	0.37
Colombia	0.36
Brazil	0.33
Other	7.00



Fixed income breakdown	(%)
Canadian Investment Grade Bonds	28.46
Canadian Government Bonds	16.12
Canadian Provincial Bonds	12.15
Canadian Corporate Bonds	8.96
International Government Bonds	5.03
U.S. Investment Grade Bonds	4.94
Bank Loans	3.53
U.S. High Yield Bonds	3.22
Canadian Asset-Backed Securities	2.59
U.S. Government Bonds	2.23
Other	12.77



CIBC Core Fixed Income Pool

Investment managers

CIBC Asset Management Inc.

AllianceBernstein Canada Inc.

Ares Management LLC

Brandywine Global Investment Management LLC

Canso Investment Counsel Ltd.

DoubleLine®

PIMCO

Top underlying funds (%)

CIBC Short-Term Income Fund	20.07
CIBC Active Investment Grade Corporate Bond ETF	17.10
CIBC Canadian Bond Fund	13.98
CIBC Canadian Fixed Income Private Pool	13.13
CIBC Active Investment Grade Floating Rate Bond ETF	10.01
CIBC Global Bond Private Pool	4.06
CIBC Active Global Currency Pool	3.98
CIBC Floating Rate Income Fund	3.96
CIBC Emerging Markets Local Currency Bond Fund	3.07
CIBC High-Yield Bond Fund	2.06

Top holdings (%)

Cash & Equivalents	17.71
Gov. of Canada, 3.75%, 5/1/2025	1.18
Canada Housing Trust No.1, 1.25%, 6/15/2026	1.14
Gov. of Canada, 3.25%, 9/1/2028	1.06
Gov. of Canada, 3.5%, 3/1/2028	1.03
Canada Housing Trust No.1, 2.35%, 6/15/2027	0.96
Canada Housing Trust No.1, 3.6%, 12/15/2027	0.79
Gov. of Canada, 3%, 4/1/2026	0.75
Canada Housing Trust No.1, 1.95%, 12/15/2025	0.73
Province of Ontario, 5.57%, 11/27/2028	0.67

More holdings details Total

Number of Portfolio Holdings	16
------------------------------	----

For more information, please contact your advisor or visit [cibc.com](https://www.cibc.com)



CIBC Core Fixed Income Pool

* Due to rounding, amounts presented herein may not add up precisely to the total.

This information is provided for informational purposes only and is not intended to provide specific financial, investment, tax, legal, or accounting advice for you, and should not be relied upon in that regard or be considered predictive of any future market performance. Any information or discussion about the current characteristics of this fund or how the portfolio manager is managing the fund that is supplementary to information in the prospectus is not a discussion about material investment objectives or strategies, but solely a discussion of the current characteristics or manner of fulfilling the investment objectives and strategies, and is subject to change without notice. You should not act or rely on the information without seeking the advice of a professional.

Commissions, trailing commissions, management fees, and expenses all may be associated with mutual fund investments. Please read the CIBC Mutual Funds and CIBC Family of Managed Portfolios Simplified Prospectus before investing. Mutual funds are not guaranteed, their values change frequently, and past performance may not be repeated. CIBC Mutual Funds are managed by CIBC. The CIBC logo is a registered trademark of Canadian Imperial Bank of Commerce.

©2024 Data Front. All Rights Reserved. The information contained herein: (1) is proprietary to Data Front and/or its content providers; (2) may not be copied or distributed; and (3) is not warranted to be accurate, complete or timely. Neither Data Front nor its content providers are responsible for any damages or losses arising from any use of this information. Past performance is no guarantee of future results.

CIBC Mutual Funds are managed by CIBC. The CIBC logo is a registered trademark of Canadian Imperial Bank of Commerce.