



CIBC Core Plus Fixed Income Pool

Fund category

Global Fixed Income

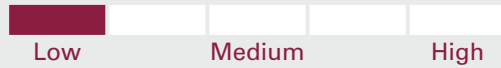
Investment objective

CIBC Core Plus Fixed Income Pool (referred to as the **Pool**) will focus on generating regular income and modest long-term capital appreciation by investing primarily in units of other mutual funds (its *Underlying Funds*) that invest in fixed income securities.

Why invest?

Access to advanced bond strategies through a simple, all-in-one solution.

Volatility & risk analysis



Fund details - Series A

Fund code	ATL5026
Inception date	Oct 28, 2019
Management expense ratio	0.95%
Min. investment	\$500
Load structure	No Sales or Redem

Fund details - Series F

Fund code	ATL5027
Inception date	Oct 28, 2019
Management expense ratio	0.48%
Min. investment	\$500
Load structure	No Sales or Redem

Total assets \$mil 637.5

Performance as at March 31, 2025

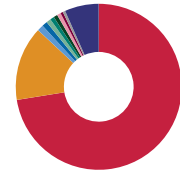
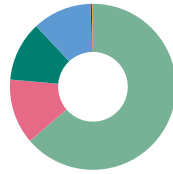
Annual return (%)	2015	2016	2017	2018	2019	2020	2021	2022	2023	2024	YTD
Series A	-	-	-	-	-	5.5	-1.3	-9.2	6.6	5.0	1.6
Series F	-	-	-	-	-	6.0	-0.9	-8.8	7.1	5.5	1.7

Trailing return (%)	1 mth	3 mths	6 mths	1 yr	2 yrs	3 yrs	5 yrs	10 yrs	SI
Series A	-0.2	1.6	1.9	6.5	5.2	3.0	2.3	-	1.4
Series F	-0.1	1.7	2.1	7.1	5.7	3.5	2.8	-	1.9

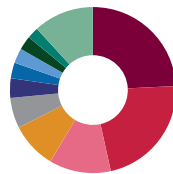
Dist. \$	Mar	Feb	Jan	Dec	Nov	Oct	Sep	Aug	Jul	Jun	May	Apr
Series A	0.0423	0.0208	0.0278	0.0320	0.0233	0.0275	0.0387	0.0237	0.0240	0.0381	0.0238	0.0237
Series F	0.0458	0.0243	0.0335	0.0340	0.0267	0.0314	0.0425	0.0276	0.0275	0.0417	0.0278	0.0277

Portfolio analysis as at March 31, 2025

* Due to rounding, amounts presented herein may not add up precisely to the total.



Asset allocation*	(%)	Geographic allocation*	(%)
Canadian Bonds	64.28	Canada	72.48
Global Bonds	12.83	United States	14.48
Cash and Equivalents	11.77	Mexico	1.21
U.S. Bonds	11.59	United Kingdom	1.04
Canadian Equity	0.25	Brazil	0.88
U.S. Equity	0.20	China	0.79
		Indonesia	0.76
		South Africa	0.74
		Colombia	0.50
		Malaysia	0.47
		Other	6.64



Fixed income breakdown	(%)
Canadian Investment Grade Bonds	24.24
Canadian Corporate Bonds	22.30
Canadian Provincial Bonds	12.01
International Government Bonds	9.02
Canadian Government Bonds	5.90
U.S. High Yield Bonds	3.83
Bank Loans	3.04
U.S. Investment Grade Bonds	2.91
U.S. Mortgage-Backed Securities	2.72
International Investment Grade Bonds	2.23
Other	11.79



CIBC Core Plus Fixed Income Pool

Investment managers

CIBC Asset Management Inc.

AllianceBernstein Canada Inc.

Ares Management LLC

Brandywine Global Investment Management LLC

Canso Investment Counsel Ltd.

DoubleLine®

PIMCO

Top underlying funds (%)

CIBC Active Investment Grade Corporate Bond ETF	16.89
CIBC Canadian Fixed Income Private Pool	16.16
CIBC Canadian Bond Fund	12.47
CIBC Short-Term Income Fund	9.48
CIBC Emerging Markets Local Currency Bond Fund	8.08
CIBC Alternative Credit Strategy	6.38
CIBC Active Investment Grade Floating Rate Bond ETF	6.36
CIBC Floating Rate Income Fund	4.88
CIBC High-Yield Bond Fund	3.53
CIBC Global Bond Private Pool	3.12

Top holdings (%)

Cash & Equivalents	11.77
Gov. of Canada, 0.25%, 3/1/2026	2.21
Canada Housing Trust No.1, 2.35%, 6/15/2027	1.08
Province of Ontario, 3.27%, 2/21/2030	0.57
Royal Bank of Canada, 5.01%, 2/1/2033	0.56
Rogers Communications Inc., 5.8%, 9/21/2030	0.55
Gov. of Canada, 1.25%, 3/1/2027	0.50
TransCanada PipeLines Ltd., 3.8%, 4/5/2027	0.49
Bank of Nova Scotia (The), 3.93%, 5/3/2032	0.48
Gov. of Canada, 3.5%, 9/1/2029	0.48

More holdings details Total

Number of Portfolio Holdings	15
------------------------------	----

For more information, please contact your advisor or visit cibc.com



CIBC Core Plus Fixed Income Pool

This information is provided for informational purposes only and is not intended to provide specific financial, investment, tax, legal, or accounting advice for you, and should not be relied upon in that regard or be considered predictive of any future market performance. Any information or discussion about the current characteristics of this fund or how the portfolio manager is managing the fund that is supplementary to information in the prospectus is not a discussion about material investment objectives or strategies, but solely a discussion of the current characteristics or manner of fulfilling the investment objectives and strategies, and is subject to change without notice. You should not act or rely on the information without seeking the advice of a professional.

Commissions, trailing commissions, management fees, and expenses all may be associated with mutual fund investments. Please read the CIBC Mutual Funds and CIBC Family of Managed Portfolios Simplified Prospectus before investing. Mutual funds are not guaranteed, their values change frequently, and past performance may not be repeated.

CIBC Mutual Funds are managed by CIBC. The CIBC logo is a registered trademark of Canadian Imperial Bank of Commerce.

©2025 Data Front. All Rights Reserved. The information contained herein: (1) is proprietary to Data Front and/or its content providers; (2) may not be copied or distributed; and (3) is not warranted to be accurate, complete or timely. Neither Data Front nor its content providers are responsible for any damages or losses arising from any use of this information. Past performance is no guarantee of future results.

CIBC Mutual Funds are managed by CIBC. The CIBC logo is a registered trademark of Canadian Imperial Bank of Commerce.