

## Renaissance Canadian Core Value Fund

### Fund category

Canadian Focused Equity

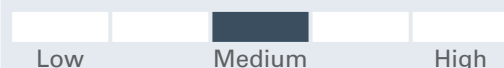
### Investment objective

Renaissance Canadian Core Value Fund seeks to achieve long-term investment returns through capital growth by investing in senior issuers that are primarily medium to large Canadian companies.

### Why invest?

Core Canadian-focused equity fund, enhanced by foreign exposure

### Volatility & risk analysis



### Fund details - Class A

Fund code	ATL901
Inception date	Sep 23, 1994
Management expense ratio	2.17%
Min. investment	\$500
Load structure	Front End Charge

### Fund details - Class F

Fund code	ATL020
Inception date	Sep 26, 2005
Management expense ratio	0.94%
Min. investment	\$500
Load structure	No Sales or Redem

Total assets (\$Mil) 61.9

### Performance as at November 30, 2024

Annual return (%)	2014	2015	2016	2017	2018	2019	2020	2021	2022	2023	YTD
Class A	-0.6	-13.2	21.6	8.6	-12.6	20.4	-3.6	24.1	-3.6	6.8	18.9
Class F	1.0	-11.8	23.3	9.9	-11.5	22.0	-2.4	25.7	-2.4	8.1	20.2

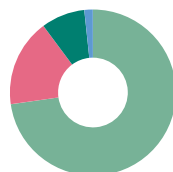
Trailing return (%)	1 mth	3 mths	6 mths	1 yr	2 yrs	3 yrs	5 yrs	10 yrs	SI
Class A	4.7	8.0	13.7	24.0	10.4	8.4	8.1	5.6	6.8
Class F	4.8	8.3	14.4	25.5	11.7	9.8	9.5	7.0	5.5

Dist. \$	Nov	Oct	Sep	Aug	Jul	Jun	May	Apr	Mar	Feb	Jan	Dec
Class A	-	-	-	-	-	-	-	-	-	-	-	0.9464
Class F	-	-	-	-	-	-	-	-	-	-	-	0.4441

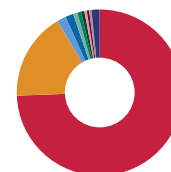
### Portfolio analysis as at November 30, 2024

Investment Style: Bottom-up, value

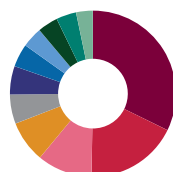
\* Due to rounding, amounts presented herein may not add up precisely to the total.



Asset allocation*	(%)
Canadian Equity	72.80
U.S. Equity	17.09
International Equity	8.51
Cash and Equivalents	1.67



Geographic allocation*	(%)
Canada	74.40
United States	17.09
Japan	1.76
Bermuda	1.57
France	0.83
United Kingdom	0.74
Switzerland	0.63
Germany	0.48
Ireland	0.46
Australia	0.44
Other	1.59



Sector allocation	(%)
Financials	32.26
Energy	18.04
Industrials	10.73
Materials	8.11
Information Technology	5.71
Utilities	5.53
Communication Services	4.51
Consumer Staples	3.97
Consumer Discretionary	3.97
Real Estate	3.92
Health Care	3.26

## Renaissance Canadian Core Value Fund

### Investment managers

CIBC Asset Management Inc.

Top holdings	(%)
Royal Bank of Canada Com	5.72
Enbridge Inc. Com	4.83
Toronto-Dominion Bank Com New	4.29
Canadian National Railway Company Com	3.09
Shopify Inc. Cl A	2.81
Bank of Montreal Com	2.78
Brookfield Corporation Vtg Shs Cl A	2.72
Manulife Financial Corporation Com	2.53
Canadian Imperial Bank of Commerce Com	2.47
Canadian Natural Resources Ltd. Com	2.46

More holdings details	Total
Total Number of Holdings	190

For more information, please contact your CIBC Asset Management representative or visit [renaissanceinvestments.ca](http://renaissanceinvestments.ca)

## Renaissance Canadian Core Value Fund

Renaissance Investments is offered by CIBC Asset Management Inc. The views expressed in this document are the views of CIBC Asset Management Inc. and are subject to change at any time. CIBC Asset Management Inc. does not undertake any obligation or responsibility to update such opinions. This document is provided for general informational purposes only and does not constitute financial, investment, tax, legal or accounting advice nor does it constitute an offer or solicitation to buy or sell any securities referred to. Individual circumstances and current events are critical to sound investment planning; anyone wishing to act on this document should consult with his or her advisor. All opinions and estimates expressed in this document are as of the date of publication unless otherwise indicated, and are subject to change.

®Renaissance Investments is a registered trademark of CIBC Asset Management Inc. The material and/or its contents may not be reproduced without the express written consent of CIBC Asset Management Inc.

©2024 Data Front. All Rights Reserved. The information contained herein: (1) is proprietary to Data Front and/or its content providers; (2) may not be copied or distributed; and (3) is not warranted to be accurate, complete or timely. Neither Data Front nor its content providers are responsible for any damages or losses arising from any use of this information. Past performance is no guarantee of future results.

®Renaissance Investments is offered by and is a registered trademark of CIBC Asset Management Inc. All fund performance is reported net of fees, benchmark data is reported gross of fees. This may impact a direct comparison between the fund and its benchmark.