

Renaissance Canadian Growth Fund

Fund category

Canadian Equity

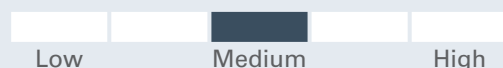
Investment objective

Renaissance Canadian Growth Fund seeks to achieve long-term investment returns through capital growth, primarily in equity securities of large-to medium-sized Canadian issuers.

Why invest?

Exposure to Canadian growth companies, diversified across market capitalization

Volatility & risk analysis



Fund details - Class A

Fund code	ATL902
Inception date	Oct 30, 1985
Management expense ratio	1.93%
Min. investment	\$500
Load structure	Front End Charge

Fund details - Class F

Fund code	ATL022
Inception date	Nov 24, 2005
Management expense ratio	0.66%
Min. investment	\$500
Load structure	No Sales or Redem
Total assets (\$Mil)	1,637.2

Performance as at March 31, 2025

Annual return (%)	2015	2016	2017	2018	2019	2020	2021	2022	2023	2024	YTD
Class A	-9.8	16.0	5.6	-11.8	20.1	12.4	22.0	-8.5	8.6	21.9	-1.4
Class F	-8.4	17.8	7.0	-10.6	21.7	14.0	23.6	-7.3	9.8	23.5	-1.1

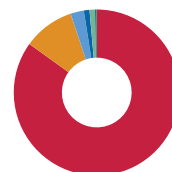
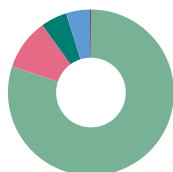
Trailing return (%)	1 mth	3 mths	6 mths	1 yr	2 yrs	3 yrs	5 yrs	10 yrs	SI
Class A	-3.2	-1.4	3.1	12.0	13.0	5.4	16.2	6.5	5.7
Class F	-3.1	-1.1	3.7	13.5	14.5	6.7	17.7	7.9	6.1

Dist. \$	Mar	Feb	Jan	Dec	Nov	Oct	Sep	Aug	Jul	Jun	May	Apr
Class A	-	-	-	1.5720	-	-	-	-	-	-	-	-
Class F	-	-	-	0.4137	-	-	-	-	-	-	-	-

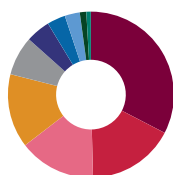
Portfolio analysis as at March 31, 2025

Investment Style: Bottom-up, growth

* Due to rounding, amounts presented herein may not add up precisely to the total.



Asset allocation*	(%)	Geographic allocation*	(%)
Canadian Equity	80.10	Canada	84.93
U.S. Equity	9.97	United States	9.97
International Equity	5.10	Bermuda	2.59
Cash and Equivalents	4.62	Switzerland	1.13
Other	0.21	Netherlands	1.04
		Ireland	0.35



Sector allocation	(%)
Financials	32.62
Industrials	16.99
Information Technology	14.97
Energy	14.40
Materials	7.62
Health Care	4.76
Communication Services	3.56
Utilities	2.93
Consumer Discretionary	1.28
Consumer Staples	0.88

Renaissance Canadian Growth Fund

Investment managers

CIBC Asset Management Inc.

Top holdings	(%)
Royal Bank of Canada Com	5.78
Brookfield Corporation Vtg Shs Cl A	5.35
Cash & Equivalents	4.62
Toronto-Dominion Bank Com New	4.43
Shopify Inc. Cl A	4.19
Enbridge Inc. Com	3.92
Agnico-Eagle Mines Ltd. Com	3.57
Constellation Software Inc. Com	3.35
Manulife Financial Corporation Com	3.25
Fairfax Financial Holdings Ltd. Sub Vtg	3.12

More holdings details	Total
Total Number of Holdings	77

For more information, please contact your CIBC Asset Management representative or visit renaissanceinvestments.ca

Renaissance Canadian Growth Fund

Renaissance Investments is offered by CIBC Asset Management Inc. The views expressed in this document are the views of CIBC Asset Management Inc. and are subject to change at any time. CIBC Asset Management Inc. does not undertake any obligation or responsibility to update such opinions. This document is provided for general informational purposes only and does not constitute financial, investment, tax, legal or accounting advice nor does it constitute an offer or solicitation to buy or sell any securities referred to. Individual circumstances and current events are critical to sound investment planning; anyone wishing to act on this document should consult with his or her advisor. All opinions and estimates expressed in this document are as of the date of publication unless otherwise indicated, and are subject to change.

®Renaissance Investments is a registered trademark of CIBC Asset Management Inc. The material and/or its contents may not be reproduced without the express written consent of CIBC Asset Management Inc.

©2025 Data Front. All Rights Reserved. The information contained herein: (1) is proprietary to Data Front and/or its content providers; (2) may not be copied or distributed; and (3) is not warranted to be accurate, complete or timely. Neither Data Front nor its content providers are responsible for any damages or losses arising from any use of this information. Past performance is no guarantee of future results.

®Renaissance Investments is offered by and is a registered trademark of CIBC Asset Management Inc. All fund performance is reported net of fees, benchmark data is reported gross of fees. This may impact a direct comparison between the fund and its benchmark.