

Renaissance Canadian Small-Cap Fund

Performance as at November 30, 2024

Fund category

Canadian Small/Mid Cap Equity

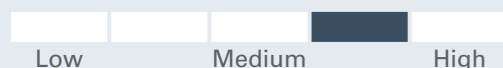
Investment objective

Renaissance Canadian Small-Cap Fund seeks above-average, long-term growth of capital by investing primarily in a diversified portfolio of equity securities of small- to medium-sized Canadian issuers.

Why invest?

Active Canadian small-cap equity exposure that can complement core Canadian equities

Volatility & risk analysis



Fund details - Class A

Fund code	ATL905
Inception date	Oct 25, 1996
Management expense ratio	2.11%
Min. investment	\$500
Load structure	Front End Charge

Fund details - Class F

Fund code	ATL023
Inception date	Nov 3, 2005
Management expense ratio	0.95%
Min. investment	\$500
Load structure	No Sales or Redem
Total assets (\$Mil)	73.8

Annual return (%)	2014	2015	2016	2017	2018	2019	2020	2021	2022	2023	YTD
Class A	2.3	-7.9	17.3	-0.5	-22.6	19.2	35.7	20.7	-8.3	5.9	28.4
Class F	4.0	-6.4	19.1	0.9	-21.5	20.8	37.5	22.2	-7.3	7.1	29.7

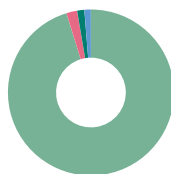
Trailing return (%)	1 mth	3 mths	6 mths	1 yr	2 yrs	3 yrs	5 yrs	10 yrs	SI
Class A	5.0	11.0	13.7	31.9	15.2	8.8	16.7	7.2	7.9
Class F	5.1	11.3	14.4	33.4	16.6	10.1	18.1	8.7	8.8

Dist. \$	Nov	Oct	Sep	Aug	Jul	Jun	May	Apr	Mar	Feb	Jan	Dec
Class A	-	-	-	-	-	-	-	-	-	-	-	0.6615
Class F	-	-	-	-	-	-	-	-	-	-	-	0.4594

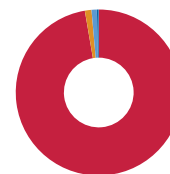
Portfolio analysis as at November 30, 2024

Investment Style: Bottom-up, value/growth blend

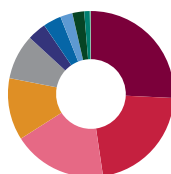
* Due to rounding, amounts presented herein may not add up precisely to the total.



Asset allocation*	(%)
Canadian Equity	95.62
Cash and Equivalents	2.12
International Equity	1.40
U.S. Equity	1.28



Geographic allocation*	(%)
Canada	97.33
United States	1.28
Netherlands	1.05
Mauritius	0.35



Sector allocation	(%)
Materials	25.78
Industrials	21.90
Energy	18.30
Financials	12.10
Information Technology	8.75
Health Care	3.66
Utilities	3.53
Consumer Discretionary	2.38
Real Estate	2.31
Consumer Staples	1.08
Communication Services	0.22

Renaissance Canadian Small-Cap Fund

Investment managers

Connor, Clark & Lunn Investment Management Ltd.

Top holdings	(%)
Celestica Inc. Com	3.26
Fairfax Financial Holdings Ltd. Sub Vtg	2.83
Chartwell Retirement Residences Tr Unit	2.61
ARC Resources Ltd. Com	2.49
OceanaGold Corporation Com	2.43
The Descartes Systems Group Inc. Com	2.39
iA Financial Corp. Inc. Com	2.35
CES Energy Solutions Corp. Com	2.14
Cash & Equivalents	2.12
Torex Gold Resources Inc. Com New	1.91

More holdings details	Total
Total Number of Holdings	106

For more information, please contact your CIBC Asset Management representative or visit renaissanceinvestments.ca

Renaissance Canadian Small-Cap Fund

Renaissance Investments is offered by CIBC Asset Management Inc. The views expressed in this document are the views of CIBC Asset Management Inc. and are subject to change at any time. CIBC Asset Management Inc. does not undertake any obligation or responsibility to update such opinions. This document is provided for general informational purposes only and does not constitute financial, investment, tax, legal or accounting advice nor does it constitute an offer or solicitation to buy or sell any securities referred to. Individual circumstances and current events are critical to sound investment planning; anyone wishing to act on this document should consult with his or her advisor. All opinions and estimates expressed in this document are as of the date of publication unless otherwise indicated, and are subject to change. ©Renaissance Investments is a registered trademark of CIBC Asset Management Inc. The material and/or its contents may not be reproduced without the express written consent of CIBC Asset Management Inc.

©2024 Data Front. All Rights Reserved. The information contained herein: (1) is proprietary to Data Front and/or its content providers; (2) may not be copied or distributed; and (3) is not warranted to be accurate, complete or timely. Neither Data Front nor its content providers are responsible for any damages or losses arising from any use of this information. Past performance is no guarantee of future results.

©Renaissance Investments is offered by and is a registered trademark of CIBC Asset Management Inc. All fund performance is reported net of fees, benchmark data is reported gross of fees. This may impact a direct comparison between the fund and its benchmark.