

Renaissance High Income Fund

Fund category

Canadian Dividend & Income Equity

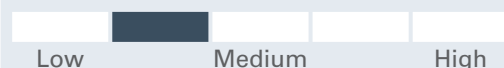
Investment objective

Renaissance High Income Fund seeks to achieve the highest possible return that is consistent with a conservative fundamental investment philosophy through investment primarily in a balanced and diversified portfolio of Canadian income securities.

Why invest?

Fundamentally driven Canadian equities solutions

Volatility & risk analysis



Fund details - Class A

Fund code	ATL1879
Inception date	Feb 13, 1997
Management expense ratio	2.31%
Min. investment	\$500
Load structure	Front End Charge

Fund details - Class F

Fund code	ATL1650
Inception date	Sep 6, 2001
Management expense ratio	0.95%
Min. investment	\$500
Load structure	No Sales or Redem
Total assets (\$Mil)	480.2

Performance as at March 31, 2025

Annual return (%)	2015	2016	2017	2018	2019	2020	2021	2022	2023	2024	YTD
Class A	-4.4	15.3	5.7	-5.4	17.9	3.6	19.8	-3.6	2.8	13.9	-0.4
Class F	-3.2	16.8	7.0	-4.1	19.6	5.0	21.4	-2.3	4.2	15.5	-0.1

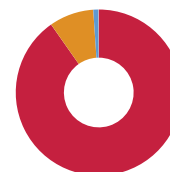
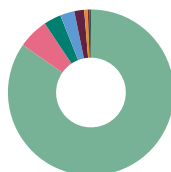
Trailing return (%)	1 mth	3 mths	6 mths	1 yr	2 yrs	3 yrs	5 yrs	10 yrs	SI
Class A	-1.4	-0.4	0.4	7.8	8.1	3.8	10.3	6.0	7.2
Class F	-1.2	-0.1	1.0	9.3	9.6	5.3	11.8	7.4	8.2

Dist. \$	Mar	Feb	Jan	Dec	Nov	Oct	Sep	Aug	Jul	Jun	May	Apr
Class A	0.0600	0.0600	0.0600	0.0600	0.0600	0.0600	0.0600	0.0600	0.0600	0.0600	0.0600	0.0600
Class F	0.0670	0.0670	0.0670	0.0670	0.0670	0.0670	0.0670	0.0670	0.0670	0.0670	0.0670	0.0670

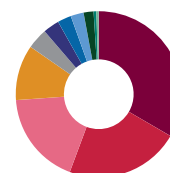
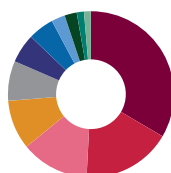
Portfolio analysis as at March 31, 2025

Investment Style: Top-down/bottom-up, value/growth blend

* Due to rounding, amounts presented herein may not add up precisely to the total.



Asset allocation*	(%)	Geographic allocation*	(%)
Canadian Equity	84.70	Canada	90.27
U.S. Equity	5.91	United States	8.67
Canadian Bonds	3.40	Ireland	0.96
U.S. Bonds	2.76	United Kingdom	0.04
Cash and Equivalents	1.93	France	0.03
International Equity	0.66	Netherlands	0.02
Global Bonds	0.40	Australia	0.02
Other	0.23		



Sector allocation	(%)	Fixed income breakdown	(%)
Financials	33.47	U.S. High Yield Bonds	33.40
Industrials	17.38	Canadian Corporate Bonds	22.28
Energy	13.30	Canadian Investment Grade Bonds	18.19
Materials	9.59	Canadian High Yield Bonds	10.80
Information Technology	7.77	U.S. Investment Grade Bonds	4.02
Consumer Staples	5.67	International Investment Grade Bonds	3.17
Utilities	5.04	U.S. Government Bonds	2.68
Real Estate	2.66	International High Yield Bonds	2.52
Consumer Discretionary	2.37	U.S. Corporate Bonds	1.95
Communication Services	1.40	Canadian Government Bonds	0.54
Health Care	1.35	Other	0.45

Renaissance High Income Fund

Investment managers

Connor, Clark & Lunn Investment Management Ltd.

Top holdings	(%)
Royal Bank of Canada Com	7.13
Toronto-Dominion Bank Com New	4.90
Agnico-Eagle Mines Ltd. Com	4.01
Enbridge Inc. Com	3.67
Intact Financial Corporation Com	3.39
Waste Connections Inc. Com	2.83
Hydro One Ltd. Com	2.80
George Weston Ltd. Com	2.77
Constellation Software Inc. Com	2.65
Microsoft Corp. Com	2.53

More holdings details	Total
Total Number of Holdings	349

For more information, please contact your CIBC Asset Management representative or visit renaissanceinvestments.ca

Renaissance High Income Fund

Renaissance Investments is offered by CIBC Asset Management Inc. The views expressed in this document are the views of CIBC Asset Management Inc. and are subject to change at any time. CIBC Asset Management Inc. does not undertake any obligation or responsibility to update such opinions. This document is provided for general informational purposes only and does not constitute financial, investment, tax, legal or accounting advice nor does it constitute an offer or solicitation to buy or sell any securities referred to. Individual circumstances and current events are critical to sound investment planning; anyone wishing to act on this document should consult with his or her advisor. All opinions and estimates expressed in this document are as of the date of publication unless otherwise indicated, and are subject to change.

©Renaissance Investments is a registered trademark of CIBC Asset Management Inc. The material and/or its contents may not be reproduced without the express written consent of CIBC Asset Management Inc.

©2025 Data Front. All Rights Reserved. The information contained herein: (1) is proprietary to Data Front and/or its content providers; (2) may not be copied or distributed; and (3) is not warranted to be accurate, complete or timely. Neither Data Front nor its content providers are responsible for any damages or losses arising from any use of this information. Past performance is no guarantee of future results.

©Renaissance Investments is offered by and is a registered trademark of CIBC Asset Management Inc. All fund performance is reported net of fees, benchmark data is reported gross of fees. This may impact a direct comparison between the fund and its benchmark.