

Renaissance Floating Rate Income Fund (US\$)

Performance as at November 30, 2024

Fund category

Floating Rate Loan

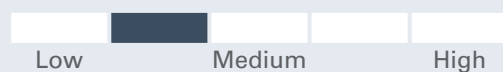
Investment objective

Renaissance Floating Rate Income Fund seeks to generate a high level of current income, primarily through investment in senior floating rate loans and other floating rate debt instruments as well as lower-rated debt securities, of issuers located anywhere in the world.

Why invest?

Bond exposure that benefits from rising rates

Volatility & risk analysis



Fund details - Class A

Fund code ATL2506
Inception date Sep 16, 2013
Management expense ratio 1.45%
Min. investment \$500
Load structure Front End Charge

Fund details - Class F

Fund code ATL2512
Inception date Sep 19, 2013
Management expense ratio 0.84%
Min. investment \$500
Load structure No Sales or Redem

Closed to all purchases - Premium

Fund code ATL2510
Inception date Sep 17, 2013
Management expense ratio 1.16%
Load structure Front End Charge

Total assets (\$Mil) 1,593.6

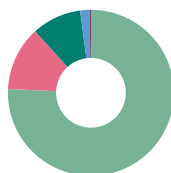
Annual return (%)	2014	2015	2016	2017	2018	2019	2020	2021	2022	2023	YTD
Class A	0.1	-1.1	6.6	2.9	-1.4	9.1	2.5	3.8	-3.2	11.5	8.0
Class F	0.9	-0.4	7.4	3.7	-0.5	10.0	3.4	4.7	-2.6	12.2	8.6

Trailing return (%)	1 mth	3 mths	6 mths	1 yr	2 yrs	3 yrs	5 yrs	10 yrs	SI
Class A	1.0	2.0	4.3	9.8	9.9	5.5	4.7	3.6	3.4
Class F	1.0	2.2	4.7	10.4	10.5	6.2	5.5	4.4	4.2

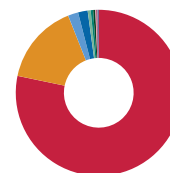
Dist. \$	Nov	Oct	Sep	Aug	Jul	Jun	May	Apr	Mar	Feb	Jan	Dec
Class A	0.0300	0.0302	0.0311	0.0312	0.0304	0.0307	0.0308	0.0305	0.0310	0.0309	0.0312	0.1642
Class F	0.0321	0.0323	0.0333	0.0334	0.0326	0.0329	0.0330	0.0327	0.0332	0.0332	0.0335	0.2854

Portfolio analysis as at November 30, 2024

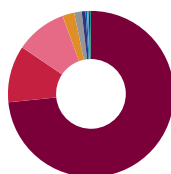
* Due to rounding, amounts presented herein may not add up precisely to the total.



Asset allocation*	(%)
Cash and Equivalents	79.93
U.S. Bonds	13.22
Canadian Bonds	10.20
Global Bonds	1.92
Canadian Equity	0.27



Geographic allocation*	(%)
United States	78.28
Canada	15.72
United Kingdom	1.99
Luxembourg	1.87
Netherlands	0.59
France	0.48
Germany	0.41
Ireland	0.21
Cayman Islands	0.18
Spain	0.10
Other	0.18



Fixed income breakdown	(%)
Bank Loans	73.40
U.S. High Yield Bonds	11.07
Canadian Corporate Bonds	9.99
U.S. Corporate Bonds	2.31
International High Yield Bonds	1.47
Canadian High Yield Bonds	0.72
International Asset-Backed Securities	0.31
U.S. Investment Grade Bonds	0.30
International Investment Grade Bonds	0.24
U.S. Asset-Backed Securities	0.20

Renaissance Floating Rate Income Fund (US\$)

Investment managers

Ares Management LLC

Top holdings	(%)
Cash & Equivalents	79.93
Sophia L.P., Term Loan, 7.6%, 10/9/2029	0.67
Software AG, Term Loan, 9.1%, 9/16/2030	0.49
Project Castle Inc., Term Loan, 9.89%, 6/1/2029	0.47
Enviva Partners L.P., Term Loan, 8/30/2029	0.45
Builders FirstSource Inc., 6.38%, 3/1/2034	0.43
Clean Harbors Inc., 4.88%, 7/15/2027	0.43
Webpros Luxembourg SARL, Term Loan, 8.69%, 3/28/2031	0.42
GFL Environmental Inc., 5.13%, 12/15/2026	0.40
Isolved Inc., Term Loan, 7.84%, 10/15/2030	0.39

More holdings details	Total
Total Number of Holdings	389

For more information, please contact your CIBC Asset Management representative or visit renaissanceinvestments.ca

Renaissance Floating Rate Income Fund (US\$)

Renaissance Investments is offered by CIBC Asset Management Inc. The views expressed in this document are the views of CIBC Asset Management Inc. and are subject to change at any time. CIBC Asset Management Inc. does not undertake any obligation or responsibility to update such opinions. This document is provided for general informational purposes only and does not constitute financial, investment, tax, legal or accounting advice nor does it constitute an offer or solicitation to buy or sell any securities referred to. Individual circumstances and current events are critical to sound investment planning; anyone wishing to act on this document should consult with his or her advisor. All opinions and estimates expressed in this document are as of the date of publication unless otherwise indicated, and are subject to change.

©Renaissance Investments is a registered trademark of CIBC Asset Management Inc. The material and/or its contents may not be reproduced without the express written consent of CIBC Asset Management Inc.

©2024 Data Front. All Rights Reserved. The information contained herein: (1) is proprietary to Data Front and/or its content providers; (2) may not be copied or distributed; and (3) is not warranted to be accurate, complete or timely. Neither Data Front nor its content providers are responsible for any damages or losses arising from any use of this information. Past performance is no guarantee of future results.

©Renaissance Investments is offered by and is a registered trademark of CIBC Asset Management Inc. All fund performance is reported net of fees, benchmark data is reported gross of fees. This may impact a direct comparison between the fund and its benchmark.