

## Renaissance Flexible Yield Fund (US\$)

### Fund category

High Yield Fixed Income

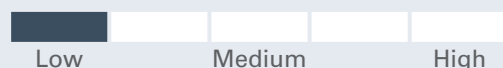
### Investment objective

Renaissance Flexible Yield Fund seeks to generate long-term total return and current income by investing primarily in high yielding debt and investment grade fixed income securities of issuers located anywhere in the world.

### Why invest?

Active multi-sector fixed income strategy, managed Jeffrey Gundlach of DoubleLine Capital

### Volatility & risk analysis



### Fund details - Class A

Fund code ATL3708  
 Inception date Apr 25, 2016  
 Management expense ratio 1.41%  
 Min. investment \$500  
 Load structure Front End Charge

### Fund details - Class F

Fund code ATL3711  
 Inception date Apr 25, 2016  
 Management expense ratio 0.77%  
 Min. investment \$500  
 Load structure No Sales or Redem

### Closed to all purchases - Premium

Fund code ATL3712  
 Inception date May 17, 2016  
 Management expense ratio 1.15%  
 Load structure Front End Charge

### Closed to all purchases - F-Premium

Fund code ATL3713  
 Inception date Apr 25, 2016  
 Management expense ratio 0.61%  
 Load structure No Sales or Redem  
 Total assets (\$Mil) 1,198.4

### Performance as at November 30, 2024

Annual return (%)	2014	2015	2016	2017	2018	2019	2020	2021	2022	2023	YTD
Class A	-	-	-	4.1	-1.0	6.2	2.5	2.9	-9.4	6.4	7.1
Class F	-	-	-	5.0	-0.0	7.2	3.4	3.8	-8.8	7.1	7.8

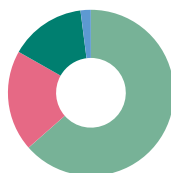
Trailing return (%)	1 mth	3 mths	6 mths	1 yr	2 yrs	3 yrs	5 yrs	10 yrs	SI
Class A	0.8	1.5	4.1	9.0	6.9	1.1	1.9	-	2.2
Class F	0.8	1.6	4.4	9.7	7.6	1.8	2.6	-	3.0

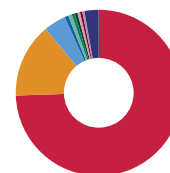
Dist. \$	Nov	Oct	Sep	Aug	Jul	Jun	May	Apr	Mar	Feb	Jan	Dec
Class A	0.0200	0.0201	0.0207	0.0208	0.0203	0.0205	0.0205	0.0203	0.0207	0.0206	0.0208	0.1097
Class F	0.0214	0.0215	0.0222	0.0223	0.0217	0.0219	0.0220	0.0218	0.0221	0.0221	0.0223	0.1533

### Portfolio analysis as at November 30, 2024

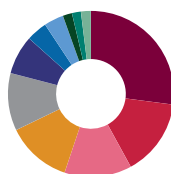
\* Due to rounding, amounts presented herein may not add up precisely to the total.



Asset allocation*	(%)
U.S. Bonds	64.58
Global Bonds	20.00
Cash and Equivalents	15.03
Canadian Bonds	2.05



Geographic allocation*	(%)
United States	74.48
Cayman Islands	14.47
Canada	4.32
Mexico	0.73
Peru	0.68
Colombia	0.63
Jersey	0.54
United Kingdom	0.51
Luxembourg	0.44
Singapore	0.42
Other	2.77



Fixed income breakdown	(%)
U.S. Mortgage-Backed Securities	27.07
U.S. Government Bonds	14.98
International Asset-Backed Securities	13.11
U.S. Asset-Backed Securities	12.68
Bank Loans	11.20
U.S. Corporate Bonds	7.59
International Corporate Bonds	4.06
U.S. High Yield Bonds	3.81
Canadian Corporate Bonds	1.80
International High Yield Bonds	1.75
Other	1.94

## Renaissance Flexible Yield Fund (US\$)

### Investment managers

DoubleLine®

Top holdings	(%)
Cash & Equivalents	15.03
United States Treasury Note, 0.75%, 4/30/2026	10.23
United States Treasury Bill, 0.25%, 8/31/2025	4.39
FHLMC Multiclass Mortgage Trust, 5.52%, 8/15/2057	1.33
Firstkey Homes 2021-SFR1 Trust, 3.24%, 8/17/2026	0.99
Connecticut Avenue Securities Trust 2024-R02, 7.2%, 2/25/2044	0.93
Wind River 2021-4 Clo Ltd. (FRN), 6.71%, 1/20/2035	0.88
Sound Point Clo Xxxii Ltd (FRN), 6.04%, 10/25/2034	0.88
Progress Residential 2024-SFR2 Trust, 3.4%, 4/17/2041	0.71
Morgan Stanley Mortgage Loan Trust 2007-8XS (FRN), 5.38%, 4/25/2037	0.68

More holdings details	Total
Total Number of Holdings	1076

For more information, please contact your CIBC Asset Management representative or visit [renaissanceinvestments.ca](https://renaissanceinvestments.ca)

## Renaissance Flexible Yield Fund (US\$)

Renaissance Investments is offered by CIBC Asset Management Inc. The views expressed in this document are the views of CIBC Asset Management Inc. and are subject to change at any time. CIBC Asset Management Inc. does not undertake any obligation or responsibility to update such opinions. This document is provided for general informational purposes only and does not constitute financial, investment, tax, legal or accounting advice nor does it constitute an offer or solicitation to buy or sell any securities referred to. Individual circumstances and current events are critical to sound investment planning; anyone wishing to act on this document should consult with his or her advisor. All opinions and estimates expressed in this document are as of the date of publication unless otherwise indicated, and are subject to change.

©Renaissance Investments is a registered trademark of CIBC Asset Management Inc. The material and/or its contents may not be reproduced without the express written consent of CIBC Asset Management Inc.

©2024 Data Front. All Rights Reserved. The information contained herein: (1) is proprietary to Data Front and/or its content providers; (2) may not be copied or distributed; and (3) is not warranted to be accurate, complete or timely. Neither Data Front nor its content providers are responsible for any damages or losses arising from any use of this information. Past performance is no guarantee of future results.

©Renaissance Investments is offered by and is a registered trademark of CIBC Asset Management Inc. All fund performance is reported net of fees, benchmark data is reported gross of fees. This may impact a direct comparison between the fund and its benchmark.