

Renaissance High-Yield Bond Fund

Fund category

High Yield Fixed Income

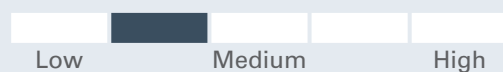
Investment objective

Renaissance High-Yield Bond Fund seeks to generate a high level of current income, primarily through investment in high-yield corporate bonds from issuers around the world and, where consistent with this objective, will also seek capital appreciation.

Why invest?

Exposure to below investment grade credit and higher income potential

Volatility & risk analysis



Fund details - Class A

Fund code ATL908
 Inception date Sep 23, 1994
 Management expense ratio 1.39%
 Min. investment \$500
 Load structure Front End Charge

Fund details - Class F

Fund code ATL015
 Inception date Oct 11, 2005
 Management expense ratio 0.77%
 Min. investment \$500
 Load structure No Sales or Redem

Closed to all purchases - Premium

Fund code ATL1208
 Inception date Sep 17, 2013
 Management expense ratio 1.16%
 Load structure Front End Charge
 Total assets (\$Mil) 1,279.7

Performance as at November 30, 2024

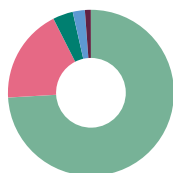
Annual return (%)	2014	2015	2016	2017	2018	2019	2020	2021	2022	2023	YTD
Class A	2.5	-5.7	15.1	4.2	-4.2	13.6	0.8	2.6	-12.0	9.9	5.8
Class F	3.3	-4.9	16.1	5.1	-3.3	14.7	1.7	3.5	-11.5	10.6	6.4

Trailing return (%)	1 mth	3 mths	6 mths	1 yr	2 yrs	3 yrs	5 yrs	10 yrs	SI
Class A	1.0	1.1	4.6	8.7	7.5	1.3	1.4	2.5	4.7
Class F	1.1	1.2	4.9	9.4	8.2	1.9	2.1	3.4	4.5

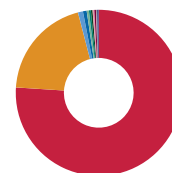
Dist. \$	Nov	Oct	Sep	Aug	Jul	Jun	May	Apr	Mar	Feb	Jan	Dec
Class A	0.0263	0.0314	0.0244	0.0236	0.0276	0.0221	0.0277	0.0253	0.0251	0.0251	0.0327	0.0129
Class F	0.0329	0.0394	0.0312	0.0305	0.0348	0.0283	0.0348	0.0322	0.0316	0.0325	0.0422	0.0167

Portfolio analysis as at November 30, 2024

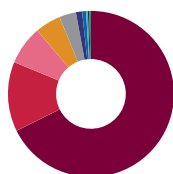
* Due to rounding, amounts presented herein may not add up precisely to the total.



Asset allocation*	(%)
U.S. Bonds	74.69
Canadian Bonds	18.59
Global Bonds	3.97
Cash and Equivalents	2.37
U.S. Equity	1.18



Geographic allocation*	(%)
United States	76.04
Canada	19.94
Luxembourg	0.97
United Kingdom	0.73
Jersey	0.43
Malta	0.38
Bermuda	0.34
Cayman Islands	0.32
Japan	0.32
Ireland	0.23
Other	0.30



Fixed income breakdown	(%)
U.S. High Yield Bonds	67.71
Canadian High Yield Bonds	13.56
U.S. Corporate Bonds	7.55
Canadian Corporate Bonds	5.02
International High Yield Bonds	3.27
U.S. Bond Funds	1.20
International Corporate Bonds	0.77
U.S. Investment Grade Bonds	0.33
Canadian Investment Grade Bonds	0.31
U.S. Asset-Backed Securities	0.29

Renaissance High-Yield Bond Fund

Investment managers

CIBC Asset Management Inc.

Top holdings	(%)
Cash & Equivalents	2.37
Strathcona Resources Ltd., 6.88%, 8/1/2026	0.93
DaVita Inc., 4.63%, 6/1/2030	0.84
Prime Security Services Borrower LLC, 6.25%, 1/15/2028	0.83
Iron Mountain Inc., 5.25%, 7/15/2030	0.82
Novelis Corp., 4.75%, 1/30/2030	0.75
Parkland Corp., 4.5%, 10/1/2029	0.75
Service Corp. International, 4%, 5/15/2031	0.74
Bath & Body Works Inc., 7.5%, 6/15/2029	0.72
NOVA Chemicals Corp., 5.25%, 6/1/2027	0.70

More holdings details	Total
Total Number of Holdings	445

For more information, please contact your CIBC Asset Management representative or visit renaissanceinvestments.ca

Renaissance High-Yield Bond Fund

Renaissance Investments is offered by CIBC Asset Management Inc. The views expressed in this document are the views of CIBC Asset Management Inc. and are subject to change at any time. CIBC Asset Management Inc. does not undertake any obligation or responsibility to update such opinions. This document is provided for general informational purposes only and does not constitute financial, investment, tax, legal or accounting advice nor does it constitute an offer or solicitation to buy or sell any securities referred to. Individual circumstances and current events are critical to sound investment planning; anyone wishing to act on this document should consult with his or her advisor. All opinions and estimates expressed in this document are as of the date of publication unless otherwise indicated, and are subject to change. ©Renaissance Investments is a registered trademark of CIBC Asset Management Inc. The material and/or its contents may not be reproduced without the express written consent of CIBC Asset Management Inc.

©2024 Data Front. All Rights Reserved. The information contained herein: (1) is proprietary to Data Front and/or its content providers; (2) may not be copied or distributed; and (3) is not warranted to be accurate, complete or timely. Neither Data Front nor its content providers are responsible for any damages or losses arising from any use of this information. Past performance is no guarantee of future results.

©Renaissance Investments is offered by and is a registered trademark of CIBC Asset Management Inc. All fund performance is reported net of fees, benchmark data is reported gross of fees. This may impact a direct comparison between the fund and its benchmark.