

Renaissance Short-Term Income Fund

Fund category

Canadian Short Term Fixed Income

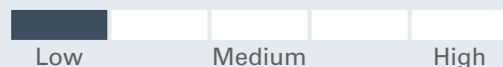
Investment objective

Renaissance Short-Term Income Fund seeks to obtain a high level of income consistent with security of capital through investments primarily in securities issued or guaranteed by the Government of Canada or one of the provinces thereof, municipal or school corporations in Canada, and in first mortgages on properties situated in Canada, interest-bearing deposits of banks or trust companies, and high quality corporate bonds.

Why invest?

Active short-term Canadian fixed income exposure

Volatility & risk analysis



Fund details - Class A

Fund code ATL1021
 Inception date Oct 1, 1974
 Management expense ratio 1.05%
 Min. investment \$500
 Load structure Front End Charge

Fund details - Class F

Fund code ATL1630
 Inception date Feb 21, 2002
 Management expense ratio 0.26%
 Min. investment \$500
 Load structure No Sales or Redem

Closed to all purchases - Premium

Fund code ATL1206
 Inception date Sep 29, 2011
 Management expense ratio 0.80%
 Load structure Front End Charge

Closed to all purchases - F-Premium

Fund code ATL1207
 Inception date Oct 4, 2012
 Management expense ratio 0.30%
 Load structure No Sales or Redem

Total assets (\$Mil) 247.1

Performance as at November 30, 2024

Annual return (%)	2014	2015	2016	2017	2018	2019	2020	2021	2022	2023	YTD
Class A	2.0	1.1	0.0	-0.7	0.5	2.7	4.3	-1.9	-5.0	4.4	4.7
Class F	2.6	1.8	0.6	-0.0	1.2	3.4	5.1	-1.1	-4.3	5.2	5.4

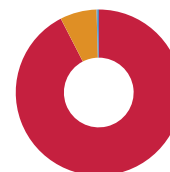
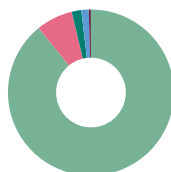
Trailing return (%)	1 mth	3 mths	6 mths	1 yr	2 yrs	3 yrs	5 yrs	10 yrs	SI
Class A	0.6	1.5	4.1	6.2	4.5	1.4	1.2	1.0	5.8
Class F	0.6	1.7	4.5	7.1	5.3	2.2	2.0	1.7	2.6

Dist. \$	Nov	Oct	Sep	Aug	Jul	Jun	May	Apr	Mar	Feb	Jan	Dec
Class A	0.0228	0.0257	0.0218	0.0238	0.0234	0.0216	0.0237	0.0221	0.0187	0.0204	0.0260	0.0126
Class F	0.0247	0.0281	0.0241	0.0262	0.0255	0.0235	0.0265	0.0242	0.0211	0.0234	0.0300	0.0146

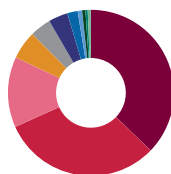
Portfolio analysis as at November 30, 2024

Investment Style: Top-down/bottom-up, value/growth blend

* Due to rounding, amounts presented herein may not add up precisely to the total.



Asset allocation*	(%)	Geographic allocation*	(%)
Canadian Bonds	89.34	Canada	92.45
U.S. Bonds	7.13	United States	7.13
Canadian Equity	1.89	Jersey	0.24
Cash and Equivalents	1.43	France	0.18
Global Bonds	0.42		



Fixed income breakdown	(%)
Canadian Investment Grade Bonds	37.22
Canadian Government Bonds	31.06
Canadian Corporate Bonds	13.72
Canadian Mortgage-Backed Securities	5.53
U.S. Investment Grade Bonds	4.10
Canadian Provincial Bonds	3.77
U.S. Corporate Bonds	2.02
U.S. Mortgage-Backed Securities	0.86
Canadian High Yield Bonds	0.66
International Investment Grade Bonds	0.44
Other	0.62

Renaissance Short-Term Income Fund

Investment managers

CIBC Asset Management Inc.

ACM Advisors

Top holdings (%)

Canada Housing Trust No.1, 2.35%, 6/15/2027	6.59
Canada Housing Trust No.1, 1.25%, 6/15/2026	5.72
Canada Housing Trust No.1, 2.65%, 12/15/2028	3.87
Province of Ontario, 2.7%, 6/2/2029	3.28
Gov. of Canada, 3%, 4/1/2026	3.02
Canada Housing Trust No.1, 2.1%, 9/15/2029	3.02
Bank of Nova Scotia (The), 2.95%, 3/8/2027	2.81
Gov. of Canada, 4%, 5/1/2026	2.62
Gov. of Canada, 3.25%, 9/1/2028	2.17
Gov. of Canada, 3.25%, 11/1/2026	1.99

More holdings details

More holdings details	Total
Total Number of Holdings	212

For more information, please contact your CIBC Asset Management representative or visit renaissanceinvestments.ca

Renaissance Short-Term Income Fund

Renaissance Investments is offered by CIBC Asset Management Inc. The views expressed in this document are the views of CIBC Asset Management Inc. and are subject to change at any time. CIBC Asset Management Inc. does not undertake any obligation or responsibility to update such opinions. This document is provided for general informational purposes only and does not constitute financial, investment, tax, legal or accounting advice nor does it constitute an offer or solicitation to buy or sell any securities referred to. Individual circumstances and current events are critical to sound investment planning; anyone wishing to act on this document should consult with his or her advisor. All opinions and estimates expressed in this document are as of the date of publication unless otherwise indicated, and are subject to change.

®Renaissance Investments is a registered trademark of CIBC Asset Management Inc. The material and/or its contents may not be reproduced without the express written consent of CIBC Asset Management Inc.

©2024 Data Front. All Rights Reserved. The information contained herein: (1) is proprietary to Data Front and/or its content providers; (2) may not be copied or distributed; and (3) is not warranted to be accurate, complete or timely. Neither Data Front nor its content providers are responsible for any damages or losses arising from any use of this information. Past performance is no guarantee of future results.

®Renaissance Investments is offered by and is a registered trademark of CIBC Asset Management Inc. All fund performance is reported net of fees, benchmark data is reported gross of fees. This may impact a direct comparison between the fund and its benchmark.