

Renaissance Emerging Markets Fund

Fund category

Emerging Markets Equity

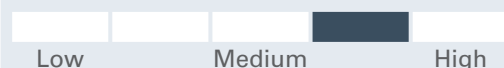
Investment objective

Renaissance Emerging Markets Fund seeks to achieve long-term capital appreciation by investing in securities, principally equities, of issuers in countries having smaller capital markets.

Why invest?

A diversifying component to a global portfolio

Volatility & risk analysis



Fund details - Class A

Fund code	ATL920
Inception date	Oct 25, 1996
Management expense ratio	2.28%
Min. investment	\$500
Load structure	Front End Charge

Fund details - Class F

Fund code	ATL029
Inception date	Nov 23, 2005
Management expense ratio	1.09%
Min. investment	\$500
Load structure	No Sales or Redem

Total assets (\$Mil) 11.0

Performance as at March 31, 2025

Annual return (%)	2015	2016	2017	2018	2019	2020	2021	2022	2023	2024	YTD
Class A	2.0	5.8	31.4	-13.4	14.4	10.5	-6.8	-16.6	7.7	11.1	4.5
Class F	3.4	7.3	33.1	-12.1	16.1	12.1	-5.6	-15.6	8.9	12.4	4.8

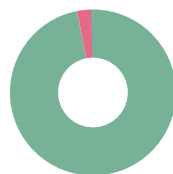
Trailing return (%)	1 mth	3 mths	6 mths	1 yr	2 yrs	3 yrs	5 yrs	10 yrs	SI
Class A	0.8	4.5	3.2	9.0	9.3	3.8	6.3	3.1	5.1
Class F	0.9	4.8	3.9	10.3	10.6	5.0	7.6	4.5	3.4

Dist. \$	Mar	Feb	Jan	Dec	Nov	Oct	Sep	Aug	Jul	Jun	May	Apr
Class A	-	-	-	0.1132	-	-	-	-	-	-	-	-
Class F	-	-	-	0.2820	-	-	-	-	-	-	-	-

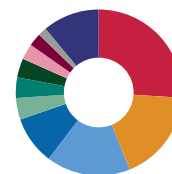
Portfolio analysis as at March 31, 2025

Investment Style: Bottom-up, value

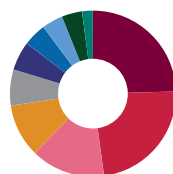
* Due to rounding, amounts presented herein may not add up precisely to the total.



Asset allocation*	(%)
International Equity	97.19
Cash and Equivalents	2.79
U.S. Equity	0.19
Canadian Equity	0.09



Geographic allocation*	(%)
China	26.03
India	17.89
Taiwan	16.39
South Korea	9.42
Brazil	4.21
Hong Kong	4.00
Saudi Arabia	3.73
South Africa	3.06
Canada	2.54
Mexico	1.67
Other	11.07



Sector allocation	(%)
Financials	24.61
Information Technology	23.26
Consumer Discretionary	14.47
Communication Services	10.36
Industrials	7.00
Materials	5.62
Consumer Staples	4.51
Energy	4.09
Health Care	3.97
Utilities	2.11

Renaissance Emerging Markets Fund

Investment managers

Victory Capital Management

Top holdings	(%)
Taiwan Semiconductor Manufacturing Co. Ltd. Twse Listed Stocks	8.90
Tencent Holdings Ltd. Shs Par New Hkd 0.00002	5.36
Alibaba Group Holding Ltd. Shs New	3.56
Cash & Equivalents	2.79
Samsung Electronics Co. Ltd. Samsungelectronics	2.71
Xiaomi Corp. Usd Cl B Shs	1.34
HDFC Bank Ltd. Eq New Fv Re 1	1.34
Meituan Usd Cl B Ord Shs	1.27
China Construction Bank Corp. Shs -H -	1.19
MediaTek Inc. Twse Listed Stocks	1.13

More holdings details	Total
Total Number of Holdings	447

For more information, please contact your CIBC Asset Management representative or visit renaissanceinvestments.ca

Renaissance Emerging Markets Fund

Renaissance Investments is offered by CIBC Asset Management Inc. The views expressed in this document are the views of CIBC Asset Management Inc. and are subject to change at any time. CIBC Asset Management Inc. does not undertake any obligation or responsibility to update such opinions. This document is provided for general informational purposes only and does not constitute financial, investment, tax, legal or accounting advice nor does it constitute an offer or solicitation to buy or sell any securities referred to. Individual circumstances and current events are critical to sound investment planning; anyone wishing to act on this document should consult with his or her advisor. All opinions and estimates expressed in this document are as of the date of publication unless otherwise indicated, and are subject to change.

©Renaissance Investments is a registered trademark of CIBC Asset Management Inc. The material and/or its contents may not be reproduced without the express written consent of CIBC Asset Management Inc.

©2025 Data Front. All Rights Reserved. The information contained herein: (1) is proprietary to Data Front and/or its content providers; (2) may not be copied or distributed; and (3) is not warranted to be accurate, complete or timely. Neither Data Front nor its content providers are responsible for any damages or losses arising from any use of this information. Past performance is no guarantee of future results.

©Renaissance Investments is offered by and is a registered trademark of CIBC Asset Management Inc. All fund performance is reported net of fees, benchmark data is reported gross of fees. This may impact a direct comparison between the fund and its benchmark.