

## Renaissance Optimal Global Equity Portfolio

Performance as at November 30, 2024

### Fund category

Global Equity

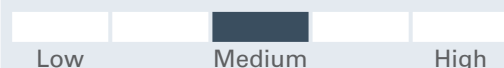
### Investment objective

Renaissance Optimal Global Equity Portfolio seeks to obtain long-term capital appreciation by investing primarily in units of global and/or Canadian mutual funds.

### Why invest?

Exposure to a well-diversified portfolio of global equities & fixed income that is primarily focused on capital growth

### Volatility & risk analysis



### Fund details - Class A

Fund code	ATL1902
Inception date	Feb 16, 2000
Management expense ratio	2.15%
Min. investment	\$500
Load structure	Front End Charge

### Fund details - Class F

Fund code	ATL1652
Inception date	May 9, 2001
Management expense ratio	1.06%
Min. investment	\$500
Load structure	No Sales or Redem

Total assets (\$Mil) 32.0

Annual return (%)	2014	2015	2016	2017	2018	2019	2020	2021	2022	2023	YTD
Class A	8.6	10.8	1.3	13.7	-4.3	18.8	8.4	11.2	-12.1	9.2	15.0
Class F	10.1	12.4	2.6	15.1	-3.1	20.3	9.8	12.4	-11.1	10.4	16.2

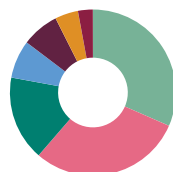
Trailing return (%)	1 mth	3 mths	6 mths	1 yr	2 yrs	3 yrs	5 yrs	10 yrs	SI
Class A	2.8	4.4	9.1	17.9	10.4	4.3	6.2	6.7	2.4
Class F	2.9	4.7	9.7	19.2	11.6	5.4	7.4	8.0	4.5

Dist. \$	Nov	Oct	Sep	Aug	Jul	Jun	May	Apr	Mar	Feb	Jan	Dec
Class A	-	-	-	-	-	-	-	-	-	-	-	-
Class F	-	-	-	-	-	-	-	-	-	-	-	-

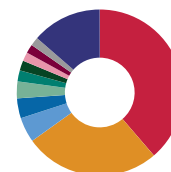
### Portfolio analysis as at November 30, 2024

Investment Style: Bottom-up, value/growth blend

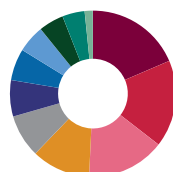
\* Due to rounding, amounts presented herein may not add up precisely to the total.



Asset allocation*	(%)
International Equity	31.79
U.S. Equity	29.97
Canadian Equity	16.67
Canadian Bonds	7.44
U.S. Bonds	7.32
Cash and Equivalents	4.56
Global Bonds	2.92



Geographic allocation*	(%)
United States	38.70
Canada	26.43
United Kingdom	4.86
Japan	3.88
France	3.29
China	2.15
Switzerland	1.96
Taiwan	1.72
Ireland	1.71
India	1.68
Other	13.62



Sector allocation	(%)
Financials	18.55
Information Technology	16.98
Industrials	15.22
Health Care	11.43
Consumer Discretionary	8.37
Energy	7.07
Utilities	6.17
Communication Services	5.37
Materials	4.88
Consumer Staples	4.36
Real Estate	1.59

## Renaissance Optimal Global Equity Portfolio

### Investment managers

**CIBC Asset Management Inc.**

**American Century Investment Management Inc.**

**Ares Management LLC**

**Brandywine Global Investment Management LLC**

**CIBC Private Wealth Advisors Inc.**

**Maple-Brown Abbott Ltd.**

**PIMCO**

**Victory Capital Management**

**Walter Scott & Partners Ltd.**

**Wasatch Advisors**

### Top underlying funds (%)

CIBC U.S. Equity Growth Fund	18.17
CIBC International Equity Fund	10.22
CIBC Canadian Growth Fund	9.48
CIBC Canadian Dividend Fund	9.38
CIBC U.S. Equity Income Fund	8.06
CIBC Emerging Markets Fund	7.65
CIBC International Dividend Fund	7.15
CIBC Global Bond Private Pool	6.88
CIBC Global Small-Cap Fund	5.22
CIBC Global Infrastructure Fund	5.10

### Top holdings (%)

Cash & Equivalents	4.56
Microsoft Corp. Com	1.49
Royal Bank of Canada Com	1.47
Alphabet Inc. Cl A	1.21
NVIDIA Corp. Com	1.19
Amazon.com Inc. Com	1.15
Apple Inc. Com	1.04
Enbridge Inc. Com	0.99
UnitedHealth Group Inc. Com	0.81
Canadian Imperial Bank of Commerce Com	0.79

### More holdings details Total

Number of Portfolio Holdings	14
------------------------------	----

For more information, please contact your CIBC Asset Management representative or visit [renaissanceinvestments.ca](http://renaissanceinvestments.ca)

## Renaissance Optimal Global Equity Portfolio

Renaissance Investments is offered by CIBC Asset Management Inc. The views expressed in this document are the views of CIBC Asset Management Inc. and are subject to change at any time. CIBC Asset Management Inc. does not undertake any obligation or responsibility to update such opinions. This document is provided for general informational purposes only and does not constitute financial, investment, tax, legal or accounting advice nor does it constitute an offer or solicitation to buy or sell any securities referred to. Individual circumstances and current events are critical to sound investment planning; anyone wishing to act on this document should consult with his or her advisor. All opinions and estimates expressed in this document are as of the date of publication unless otherwise indicated, and are subject to change.

®Renaissance Investments is a registered trademark of CIBC Asset Management Inc. The material and/or its contents may not be reproduced without the express written consent of CIBC Asset Management Inc.

©2024 Data Front. All Rights Reserved. The information contained herein: (1) is proprietary to Data Front and/or its content providers; (2) may not be copied or distributed; and (3) is not warranted to be accurate, complete or timely. Neither Data Front nor its content providers are responsible for any damages or losses arising from any use of this information. Past performance is no guarantee of future results.

®Renaissance Investments is offered by and is a registered trademark of CIBC Asset Management Inc. All fund performance is reported net of fees, benchmark data is reported gross of fees. This may impact a direct comparison between the fund and its benchmark.