

Renaissance Global Infrastructure Fund

Performance as at November 30, 2024

Fund category

Global Infrastructure Equity

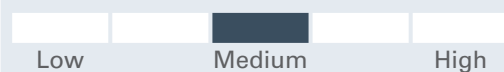
Investment objective

Renaissance Global Infrastructure Fund seeks long-term capital growth and income by investing primarily in equity securities of companies throughout the world that are involved in, or that indirectly benefit from, the development, maintenance, servicing, and management of infrastructures.

Why invest?

Real Asset focused strategy managed by Maple-Brown Abbott

Volatility & risk analysis



Fund details - Class A

Fund code	ATL059
Inception date	Nov 13, 2007
Management expense ratio	2.44%
Min. investment	\$500
Load structure	Front End Charge

Fund details - Class F

Fund code	ATL062
Inception date	Nov 19, 2007
Management expense ratio	1.23%
Min. investment	\$500
Load structure	No Sales or Redem
Total assets (\$Mil)	1,216.9

Annual return (%)	2014	2015	2016	2017	2018	2019	2020	2021	2022	2023	YTD
Class A	15.5	7.2	0.3	9.2	-5.0	18.3	-8.2	11.5	4.3	4.7	16.4
Class F	17.0	8.6	1.5	10.5	-3.9	19.7	-7.0	12.9	5.5	6.0	17.7

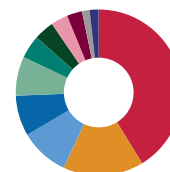
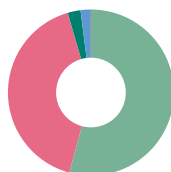
Trailing return (%)	1 mth	3 mths	6 mths	1 yr	2 yrs	3 yrs	5 yrs	10 yrs	SI
Class A	2.1	5.3	12.6	15.3	9.8	10.4	6.0	5.4	5.7
Class F	2.2	5.6	13.3	16.6	11.1	11.8	7.3	6.7	7.0

Dist. \$	Nov	Oct	Sep	Aug	Jul	Jun	May	Apr	Mar	Feb	Jan	Dec
Class A	-	-	0.0320	-	-	0.0829	-	-	0.0114	-	-	0.2474
Class F	-	-	0.0754	-	-	0.1229	-	-	0.0541	-	-	0.3095

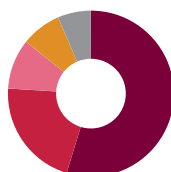
Portfolio analysis as at November 30, 2024

Investment Style: Bottom-up, value

* Due to rounding, amounts presented herein may not add up precisely to the total.



Asset allocation*	(%)	Geographic allocation*	(%)
International Equity	54.20	United States	41.27
U.S. Equity	41.27	United Kingdom	15.67
Canadian Equity	2.53	Spain	9.56
Cash and Equivalents	1.89	France	7.90
Other	0.11	Netherlands	7.61
		Canada	4.53
		Portugal	3.93
		Australia	3.30
		Italy	2.99
		Switzerland	1.47
		Other	1.77



Sector allocation	(%)
Utilities	54.75
Industrials	21.24
Communication Services	9.76
Energy	7.77
Real Estate	6.48

Renaissance Global Infrastructure Fund

Investment managers

Maple-Brown Abbott Ltd.

Top holdings	(%)
Cellnex Telecom S.A. Cellnex Telecom S A Acciones	6.58
Ameren Corp. Com	5.95
Getlink Ord Regroupt	5.49
National Grid PLC Ord Gbp0.12431289	5.04
Severn Trent PLC Ord Gbp0.9789	4.55
Ferrovial SE Ord Shs	4.54
Entergy Corp. Com	4.50
Crown Castle Inc. Com	4.31
SSE PLC Shs	4.07
Exelon Corp. Com	4.04

More holdings details	Total
Total Number of Holdings	32

For more information, please contact your CIBC Asset Management representative or visit renaissanceinvestments.ca

Renaissance Global Infrastructure Fund

Renaissance Investments is offered by CIBC Asset Management Inc. The views expressed in this document are the views of CIBC Asset Management Inc. and are subject to change at any time. CIBC Asset Management Inc. does not undertake any obligation or responsibility to update such opinions. This document is provided for general informational purposes only and does not constitute financial, investment, tax, legal or accounting advice nor does it constitute an offer or solicitation to buy or sell any securities referred to. Individual circumstances and current events are critical to sound investment planning; anyone wishing to act on this document should consult with his or her advisor. All opinions and estimates expressed in this document are as of the date of publication unless otherwise indicated, and are subject to change.

®Renaissance Investments is a registered trademark of CIBC Asset Management Inc. The material and/or its contents may not be reproduced without the express written consent of CIBC Asset Management Inc.

©2024 Data Front. All Rights Reserved. The information contained herein: (1) is proprietary to Data Front and/or its content providers; (2) may not be copied or distributed; and (3) is not warranted to be accurate, complete or timely. Neither Data Front nor its content providers are responsible for any damages or losses arising from any use of this information. Past performance is no guarantee of future results.

®Renaissance Investments is offered by and is a registered trademark of CIBC Asset Management Inc. All fund performance is reported net of fees, benchmark data is reported gross of fees. This may impact a direct comparison between the fund and its benchmark.