

Renaissance Global Real Estate Fund

Fund category

Real Estate Equity

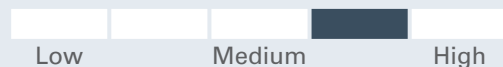
Investment objective

Renaissance Global Real Estate Fund seeks long-term capital growth by investing primarily in equity securities of companies throughout the world that are involved in, or that indirectly benefit from, management companies, commercial, industrial, and residential properties, or other investment in the real estate sector.

Why invest?

Exposure to listed global commercial real estate, managed by Cohen & Steers Capital

Volatility & risk analysis



Fund details - Class A

Fund code	ATL1255
Inception date	Oct 20, 2010
Management expense ratio	2.27%
Min. investment	\$500
Load structure	Front End Charge

Fund details - Class F

Fund code	ATL1258
Inception date	Apr 2, 2013
Management expense ratio	1.03%
Min. investment	\$500
Load structure	No Sales or Redem

Total assets (\$Mil) 92.4

Performance as at November 30, 2024

Annual return (%)	2014	2015	2016	2017	2018	2019	2020	2021	2022	2023	YTD
Class A	21.8	19.8	-1.6	3.9	2.5	16.5	-6.3	23.7	-21.4	7.0	14.2
Class F	23.5	21.5	-0.4	5.2	3.7	18.0	-5.1	25.3	-20.4	8.4	15.5

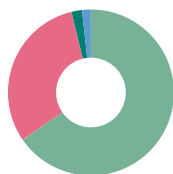
Trailing return (%)	1 mth	3 mths	6 mths	1 yr	2 yrs	3 yrs	5 yrs	10 yrs	SI
Class A	2.2	3.7	14.3	20.7	9.1	0.2	1.8	5.2	6.2
Class F	2.3	4.0	15.0	22.2	10.5	1.5	3.0	6.5	7.5

Dist. \$	Nov	Oct	Sep	Aug	Jul	Jun	May	Apr	Mar	Feb	Jan	Dec
Class A	-	-	0.0442	-	-	0.0213	-	-	-	-	-	0.0845
Class F	-	-	0.0843	-	-	0.0620	-	-	0.0287	-	-	0.0958

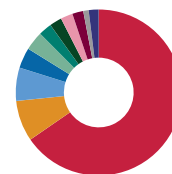
Portfolio analysis as at November 30, 2024

Investment Style: Top-down/bottom-up, value

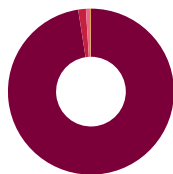
* Due to rounding, amounts presented herein may not add up precisely to the total.



Asset allocation*	(%)
U.S. Equity	65.41
International Equity	30.90
Cash and Equivalents	2.06
Canadian Equity	1.71



Geographic allocation*	(%)
United States	65.41
Japan	7.98
Australia	6.45
United Kingdom	4.00
Canada	3.69
Singapore	2.57
France	2.39
Germany	2.36
Hong Kong	2.15
Sweden	1.04
Other	1.95



Sector allocation	(%)
Real Estate	97.54
Consumer Discretionary	1.51
Communication Services	0.77
Health Care	0.19

Renaissance Global Real Estate Fund

Investment managers

Cohen & Steers Capital Management Inc.

Top holdings	(%)
Welltower Inc. Com	8.01
Digital Realty Trust Inc. Com	6.78
Prologis Inc. Com	5.41
Simon Property Group Inc. Com	5.06
Equinix Inc. Com Par \$0.001	3.59
Invitation Homes Inc. Com	3.47
Public Storage Com	3.38
Goodman Group Fully Paid Ordinary Units Stapled Securities	3.17
Crown Castle Inc. Com	2.72
Iron Mountain Inc. Com	2.51

More holdings details	Total
Total Number of Holdings	78

For more information, please contact your CIBC Asset Management representative or visit renaissanceinvestments.ca

Renaissance Global Real Estate Fund

Renaissance Investments is offered by CIBC Asset Management Inc. The views expressed in this document are the views of CIBC Asset Management Inc. and are subject to change at any time. CIBC Asset Management Inc. does not undertake any obligation or responsibility to update such opinions. This document is provided for general informational purposes only and does not constitute financial, investment, tax, legal or accounting advice nor does it constitute an offer or solicitation to buy or sell any securities referred to. Individual circumstances and current events are critical to sound investment planning; anyone wishing to act on this document should consult with his or her advisor. All opinions and estimates expressed in this document are as of the date of publication unless otherwise indicated, and are subject to change.

©Renaissance Investments is a registered trademark of CIBC Asset Management Inc. The material and/or its contents may not be reproduced without the express written consent of CIBC Asset Management Inc.

©2024 Data Front. All Rights Reserved. The information contained herein: (1) is proprietary to Data Front and/or its content providers; (2) may not be copied or distributed; and (3) is not warranted to be accurate, complete or timely. Neither Data Front nor its content providers are responsible for any damages or losses arising from any use of this information. Past performance is no guarantee of future results.

©Renaissance Investments is offered by and is a registered trademark of CIBC Asset Management Inc. All fund performance is reported net of fees, benchmark data is reported gross of fees. This may impact a direct comparison between the fund and its benchmark.