

## Renaissance Global Science & Technology Fund (US\$)

### Performance as at March 31, 2025

#### Fund category

Global Equity

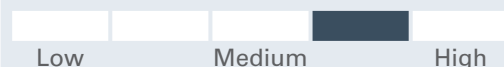
#### Investment objective

Renaissance Global Science & Technology Fund seeks to obtain long-term capital appreciation by investing in a diversified portfolio of global companies involved mainly in telecommunications, biotechnology, computer hardware and software, medical services, and other scientific and technology-based companies.

#### Why invest?

Active global innovation focused equity exposure

#### Volatility & risk analysis



#### Fund details - Class A

Fund code ATL1227  
Inception date Oct 28, 1996  
Management expense ratio 2.23%  
Min. investment \$500  
Load structure Front End Charge

#### Fund details - Class F

Fund code ATL1637  
Inception date Dec 14, 2000  
Management expense ratio 1.06%  
Min. investment \$500  
Load structure No Sales or Redem  
Total assets (\$Mil) 387.3

Annual return (%)	2015	2016	2017	2018	2019	2020	2021	2022	2023	2024	YTD
Class A	9.6	-0.4	40.0	-1.2	41.7	50.0	3.8	-26.1	33.1	20.4	-6.0
Class F	10.8	0.8	41.7	-0.1	43.4	51.7	5.0	-25.2	34.6	21.9	-5.7

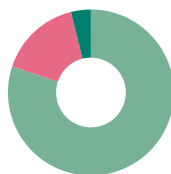
Trailing return (%)	1 mth	3 mths	6 mths	1 yr	2 yrs	3 yrs	5 yrs	10 yrs	SI
Class A	-6.7	-6.0	-7.1	4.4	16.8	6.6	14.0	13.3	8.8
Class F	-6.6	-5.7	-6.6	5.6	18.2	7.8	15.4	14.6	8.1

Dist. \$	Mar	Feb	Jan	Dec	Nov	Oct	Sep	Aug	Jul	Jun	May	Apr
Class A	-	-	-	-	-	-	-	-	-	-	-	-
Class F	-	-	-	-	-	-	-	-	-	-	-	-

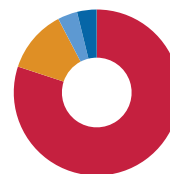
#### Portfolio analysis as at March 31, 2025

**Investment Style:** Bottom-up, growth

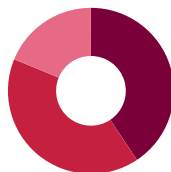
\* Due to rounding, amounts presented herein may not add up precisely to the total.



Asset allocation*	(%)
U.S. Equity	80.07
International Equity	16.10
Cash and Equivalents	3.87



Geographic allocation*	(%)
United States	80.07
Switzerland	12.27
Ireland	3.83
Canada	3.83
Germany	0.01



Sector allocation	(%)
Information Technology	40.67
Health Care	40.55
Communication Services	18.78

## Renaissance Global Science & Technology Fund (US\$)

### Investment managers

CIBC Asset Management Inc.

Top holdings	(%)
Apple Inc. Com	9.08
NVIDIA Corp. Com	7.55
Microsoft Corp. Com	7.38
Alphabet Inc. Cl A	7.11
Meta Platforms Inc. Cl A	5.76
Eli Lilly & Co. Com	5.48
UnitedHealth Group Inc. Com	5.32
Roche Holding AG Genussch	5.08
Novartis AG Namen Akt	4.80
Thermo Fisher Scientific Inc. Com	3.93

More holdings details	Total
Total Number of Holdings	32

For more information, please contact your CIBC Asset Management representative or visit [renaissanceinvestments.ca](https://renaissanceinvestments.ca)

## Renaissance Global Science & Technology Fund (US\$)

Renaissance Investments is offered by CIBC Asset Management Inc. The views expressed in this document are the views of CIBC Asset Management Inc. and are subject to change at any time. CIBC Asset Management Inc. does not undertake any obligation or responsibility to update such opinions. This document is provided for general informational purposes only and does not constitute financial, investment, tax, legal or accounting advice nor does it constitute an offer or solicitation to buy or sell any securities referred to. Individual circumstances and current events are critical to sound investment planning; anyone wishing to act on this document should consult with his or her advisor. All opinions and estimates expressed in this document are as of the date of publication unless otherwise indicated, and are subject to change.

®Renaissance Investments is a registered trademark of CIBC Asset Management Inc. The material and/or its contents may not be reproduced without the express written consent of CIBC Asset Management Inc.

©2025 Data Front. All Rights Reserved. The information contained herein: (1) is proprietary to Data Front and/or its content providers; (2) may not be copied or distributed; and (3) is not warranted to be accurate, complete or timely. Neither Data Front nor its content providers are responsible for any damages or losses arising from any use of this information. Past performance is no guarantee of future results.

®Renaissance Investments is offered by and is a registered trademark of CIBC Asset Management Inc. All fund performance is reported net of fees, benchmark data is reported gross of fees. This may impact a direct comparison between the fund and its benchmark.